

NIRJA SAHAY DAV PUBLIC SCHOOL
GOSHALA COMPLEX, KANKE, RANCHI

Holiday homework

Class IV

SUMMER

The cover features a vibrant tropical theme. At the top, there's a blue sky with white clouds. The left side is decorated with a large green monstera leaf, a yellow and white lifebuoy, and a blue and white striped beach ball. The right side shows a red and white striped beach umbrella and a watermelon slice. The bottom is framed by a blue wavy border with a white recycling symbol, a blue beach ball, and a red and white striped beach umbrella. The text is centered in the white background.

**NIRJA SAHAY DAV PUBLIC SCHOOL
GOSHALA COMPLEX, KANKE, RANCHI**

SUMMER HOLIDAY ASSIGNMENT
CLASS IV
SUBJECT - SOCIAL SCIENCE

A vibrant illustration of a beach scene. At the top, there are green palm trees. Below them are three beach umbrellas: one blue and white striped, one yellow and white striped, and one red and white striped. A small beach ball is floating in the air. The background is a warm yellow-orange gradient. On the left side, there is a vertical blue and white striped border. At the bottom left, there is a red and white striped lifebuoy. On the right side, there are several black rectangular shapes.

GENERAL INSTRUCTIONS:

A) MAKE A ROUTINE FOR YOUR
SUMMER VACATION
AND CLIP IT ON YOUR STUDY TABLE.

B) HELP YOUR PARENTS
IN HOUSEHOLD CHORES LIKE
CLEANING YOUR ROOM,
WATERING THE PLANTS,
ARRANGING THE THINGS AND
PUTTING THEM AT THE RIGHT PLACE.

C) COMPLETE THE HOLIDAY ASSIGNMENT
ON YOUR OWN IN NEAT AND TIDY HANDWRITING.



1) Family Time

**Family means bond of love
and care
among the members.**

**Enlist six activities that you
and your family members
do together to increase the
bond of love and care.**


**Write the
activities pointwise in your H.W. copy.
Paste pictures and make
a collage of these activities.
(Use half chart paper
for making the collage.)**



2) Compose/write a poem on any member of your family whom you admire the most.

3) How can you help a child in your neighborhood who cannot hear nor speak. Write at least five points.





**4) Which is your favourite festival?
How do you celebrate it?
What are the special dishes
that are prepared on the
special day of celebration?
(Write a paragraph
describing your favourite festival).**





5) My Social Science dictionary
Prepare a social science dictionary
with A4 size papers of different
colours or drawing sheets.
Write new words from this
subject along with their meaning.

6) Plant a sapling in your surroundings.
Take care of it.
Write down five points
about the importance of
plants and how
do you take care of it everyday.

7) Revise the chapters taught in the classroom.

8) Define the following terms:-

Family, Nuclear Family,
Joint Family, Surname, Sign Language,
Braille Script.

9) Make any one item like pen stand,
wall hanging,

photo frame from reusable items
collected from your home

like old bangles, ribbons, bottles etc.





10) MAP TIME
ON THE POLITICAL MAP OF INDIA,
LOCATE THE FOLLOWING STATES
WITH LIGHT COLOUR PENCILS

- A) ASSAM**
- B) JHARKHAND**
- C) UTTAR PRADESH**
- D) KERALA**
- E) HIMACHAL PRADESH**
- F) WEST BENGAL**
- G) MAHARASHTRA**
- H) HARYANA**

ग्रीष्मावकाश गृहकार्य (2023- 24)

कक्षा - चतुर्थ

विषय - हिंदी

1. भाषा माधुरी पाठ - 1 ' फैलती चप्पलें '
तथा पाठ - 2 ' उलटा - पुलटा ' के प्रश्नोत्तर याद कीजिए और लिखिए।
2. जीवन मूल्य पर आधारित प्रश्न -
(क) आप अपने दादा - दादी की मदद किस प्रकार करते हैं?
(ख) बुरी बातों से हम कैसे बच सकते हैं?
(ग) मान लीजिए कि आप पिकनिक पर जा रहे हैं और आप देखते हैं कि किसी नेत्रहीन व्यक्ति को सड़क पार करने में मुश्किल आ रही है। ऐसी परिस्थिति में आप क्या करेंगे?
3. दिए गए शब्दों के विलोम शब्द लिखिए -
(क) जीवन - (ख) उलटे -
(ग) सुख - (घ) अपने-
(ङ) बुरा - (च) सुगंध -
(छ) पुराना - (ज) प्रसन्न -
4. 1से100 तक गिनती अंकों एवं शब्दों में लिखिए।
5. अपनी दादी माँ के लिए कागज़ का एक सुंदर - सा बैग बनाइए।
6. ' उलटा - पुलटा ' कविता को सचित्र A- 4 साइज पेपर में लिखिए।
- 7.. गाँधी जी से जुड़ी किन्हीं तीन चीज़ों के चित्र बनाकर उनके नाम लिखिए।
8. नीचे दिए गए शब्दों के दो -दो पर्यायवाची शब्द लिखिए -
(क) आँख -
(ख) हाथ -
(ग) पैर -
(घ) स्कूल -
(ङ) वन -
(च) पिता -
(छ) रात -
9. नीचे दिए गए शब्दों से वाक्य बनाइए -
(क) चलते - चलते -
(ख) झटपट -
(ग) हिम्मत -
(घ) सुबह -सुबह -
(ङ) बजते - बजते -
(च) लिखने - लिखाने -
10. प्रत्येक दिन एक पृष्ठ (page) सुलेख लिखिए।
11. ' उलटा - पुलटा ' तथा ' पहली बारिश ' कविता का सस्वर वाचन करते हुए वीडियो बनाइए।
12. अपने मनपसंद दैनिक अखबार से बाल कविता का संकलन कीजिए।
13. खेल सामग्री हेतु प्राचार्या को पत्र लिखिए।

ग्रीष्मावकाश गृहकार्य (2023-24)

कक्षा- चतुर्थ

विषय - नैतिक शिक्षा

(क) आर्य समाज के नियम याद कीजिए और लिखिए।

(ख) गायत्री मंत्र का सस्वर वाचन कीजिए और लिखिए।

(ग) नैतिकता पर आधारित कोई

भी एक कहानी का वाचन करते हुए वीडियो बनाइए।

(घ) नैतिक शिक्षा पृष्ठ संख्या 14,15 के प्रश्नोत्तर कीजिए।





**NIRJA SAHAY DAV PUBLIC SCHOOL
GOSHALA COMPLEX, KANKE, RANCHI**

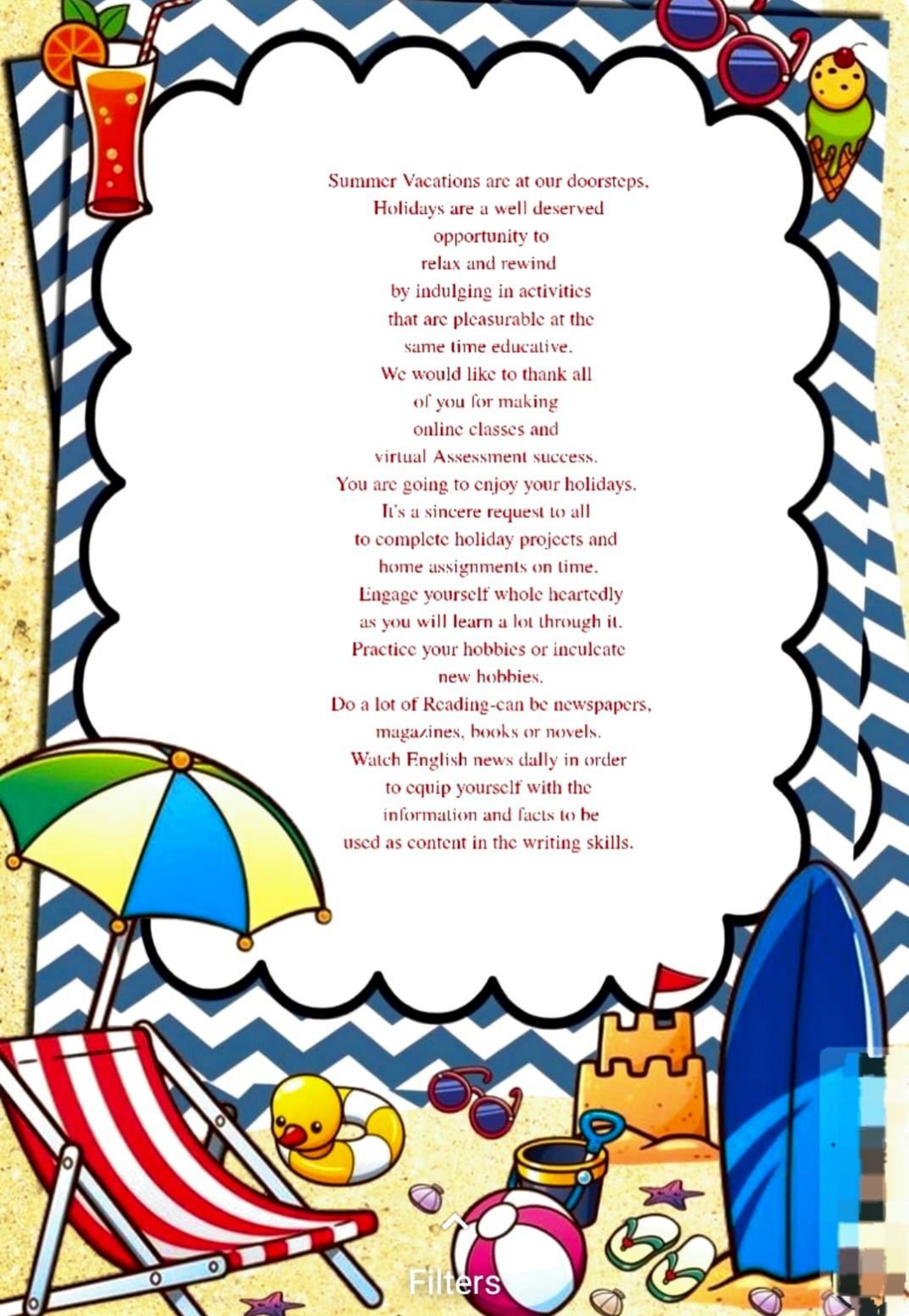
Holiday Homework

Maths

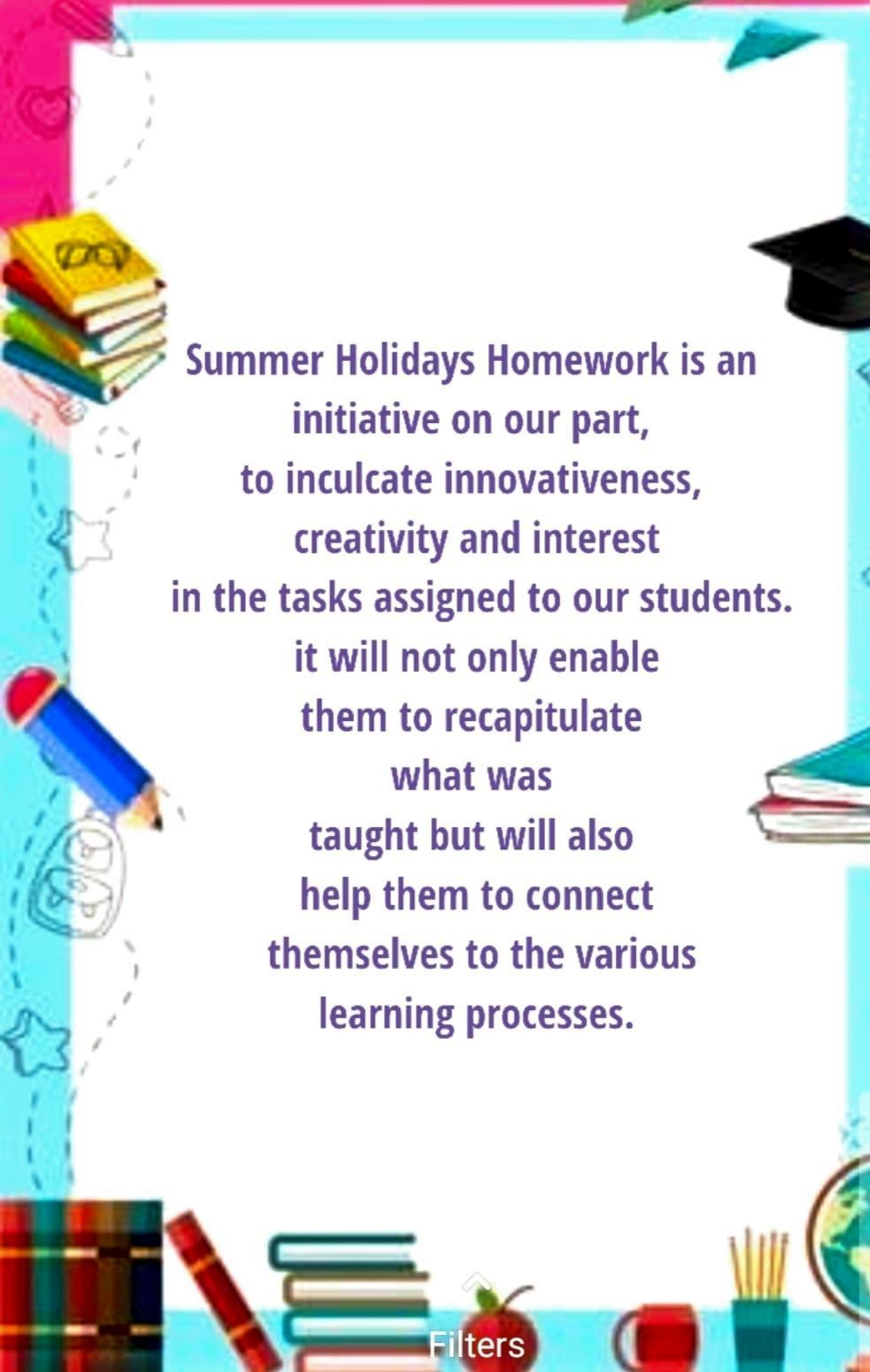
Class:- 4



filters

A vibrant illustration of a beach scene. In the top left, there's a tall glass of orange juice with a slice of orange and a straw. In the top right, a pair of red sunglasses and a green ice cream cone with a cherry on top. The background features a blue and white chevron pattern. The central text is enclosed in a white, scalloped-edged frame. At the bottom, there's a red and white striped beach chair, a yellow duck-shaped inflatable ring, a pair of red sunglasses, a blue bucket, a sandcastle with a red flag, a blue surfboard, a pink and white beach ball, and a pair of green flip-flops. The word 'Filters' is written at the bottom center.

Summer Vacations are at our doorsteps,
Holidays are a well deserved
opportunity to
relax and rewind
by indulging in activities
that are pleasurable at the
same time educative.
We would like to thank all
of you for making
online classes and
virtual Assessment success.
You are going to enjoy your holidays.
It's a sincere request to all
to complete holiday projects and
home assignments on time.
Engage yourself whole heartedly
as you will learn a lot through it.
Practice your hobbies or inculcate
new hobbies.
Do a lot of Reading-can be newspapers,
magazines, books or novels.
Watch English news dally in order
to equip yourself with the
information and facts to be
used as content in the writing skills.



Summer Holidays Homework is an initiative on our part, to inculcate innovativeness, creativity and interest in the tasks assigned to our students. it will not only enable them to recapitulate what was taught but will also help them to connect themselves to the various learning processes.

Q1. Write down the period , place and place value of the bold & underlined digits.

	NUMERAL	PERIOD	PLACE	PLACE VALUE
(a)	<u>2</u> ,08,256			
(b)	19, <u>0</u> 40			
(c)	8,51 <u>4</u>			
(d)	9, <u>6</u> 08			
(e)	<u>4</u> 2,321			

Q2. Multiply :-

$$9933 \times 6 =$$

$$1805 \times 8 =$$

$$4262 \times 5 =$$

$$2725 \times 7 =$$

$$7560 \times 3 =$$

$$9127 \times 9 =$$

$$7782 \times 6 =$$

$$3989 \times 8 =$$

Q-3 Write the expanded form in three different ways :-

(a) 82 ,514 (b) 2,34,567 (c) 7,00,450

Q- 4 Write the standard numerals for:-

(a) 7 ,00,000 + 60,000 + 5,000 + 400 + 30 +2

(b) 50,000 + 4,000+ 400+ 50 +7

(c) 9,00,000+ 0+0+900+ 0 +9

(d) 8,00,000+ 8,000+8

Q5. Compare the following by using : < , > , =

725073

515267

543923

715643

80857

81342

5679

6783

713612

710413

Q-6 Write number names:-

a) 4,56,023 = _____

b) 36,758 = _____

c) 5,04,009 = _____

d) 14,321 = _____

Q-7 Write tables 2 to 20 on drawing sheet / note book and recite them loudly twice a day.

Q8:-Write the numerals :-

- (a) Fifteen thousand four hundred sixty five**
- (b) Nineteen thousand three hundred fourteen**
- (c) Five lakh**
- (d) Forty Seven thousand two**
- (e) Three lakh fifteen thousand three hundred**

Project Work:-

***Use A4 sheets**

- Draw an Indian Place Value Chart showing the periods and places of any 6- digit number.**
 - Make an abacus using ice-cream sticks (any other material) showing 6 places.**

SUMMER

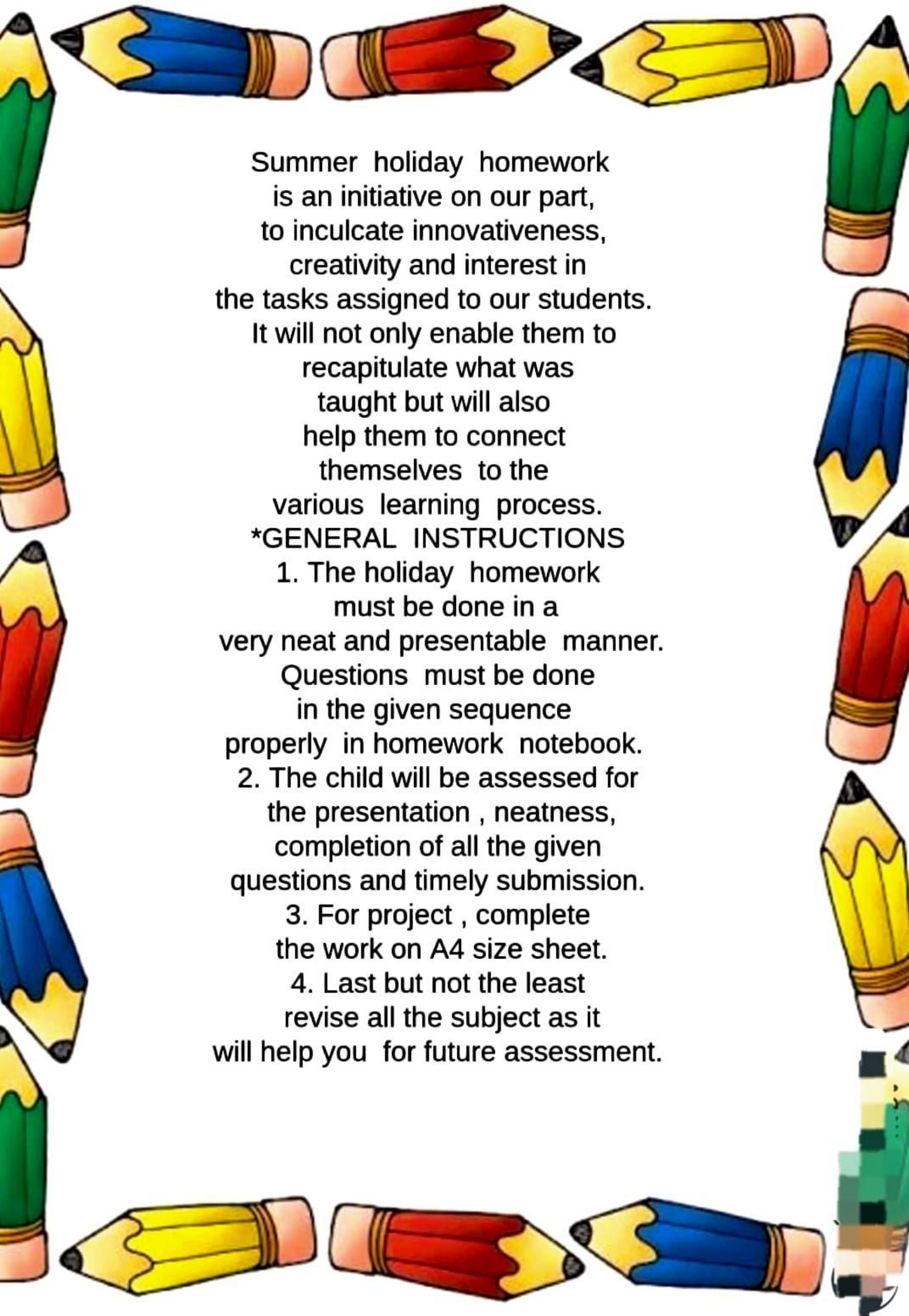


SUMMER HOLIDAY HOMEWORK

ENGLISH

CLASS - IV



A decorative border of colorful pencils (blue, red, yellow, green) surrounds the text. The pencils are arranged in a circular pattern, with some pointing towards the center and others pointing outwards.

Summer holiday homework is an initiative on our part, to inculcate innovativeness, creativity and interest in the tasks assigned to our students. It will not only enable them to recapitulate what was taught but will also help them to connect themselves to the various learning process.

***GENERAL INSTRUCTIONS**

1. The holiday homework must be done in a very neat and presentable manner. Questions must be done in the given sequence properly in homework notebook.
2. The child will be assessed for the presentation , neatness, completion of all the given questions and timely submission.
3. For project , complete the work on A4 size sheet.
4. Last but not the least revise all the subject as it will help you for future assessment.

A decorative border of colorful pencils surrounds the text. The pencils are in various colors: blue, red, yellow, green, and orange. They are arranged in a circular pattern around the central text.

1. VOCABULARY ENRICHMENT

- This activity is to be done thrice a week
- Write any new word that you have learnt in your day to day activity/through dictionary/ your reading or storybooks.

WORD OF THE DAY

Word	Image
Antonym	Synonym
Meaning	

Usage in a sentence

- 2 .Write a paragraph of 150 words or 15 to 20 lines on the following topics.(Any Two)

- My Plans for Summer Vacation
 - A Hot Summer Day
- How I Celebrated Mother's Day
- The Day I Made My Parents Proud
- My Favourite Television Programme

3. Creative Writing of 8 lines :

“ If you are selected as a player for any IPL Team “

4. Paste picture of any 5 favorite players of IPL Team and write about any one of them and draw the logo of any Favourite Team.

5. Paste pictures of different food items which we eat in summer season

Holiday Homework Science, class IV

Note: Do Q. No. 1 to 6 in your Scrap book.

Q 1. Paste a dried tap root and a fibrous root on a

A -4 sized white paper.

Also write name of the plant.

Q. 2. Make beautiful

greetings Card using

dried flowers, leafs twigs etc.

Q.3. Draw well labelled diagram of –

a) Human digestive System

b) Tongue and it's taste related areas.

c) Tap root and Fibrous root.

Q.4. cut and paste pictures of –

a) Four edible roots.

b) Two summer fruit

c) Two winter fruit

d) Two summer flowers

e) Two winter flowers.

f) Two plants of Hilly areas

g) Two plants of plains

h) Two plants of Desert areas.

Q.5. Find out the names of

some plants and animals

that are common in

both the states, Jharkhand and Telangana.

Q.6. Find out English names of any 7 vegetables available in market during Summers.

Q.7. Make model of Human jaw

using clay/dough and

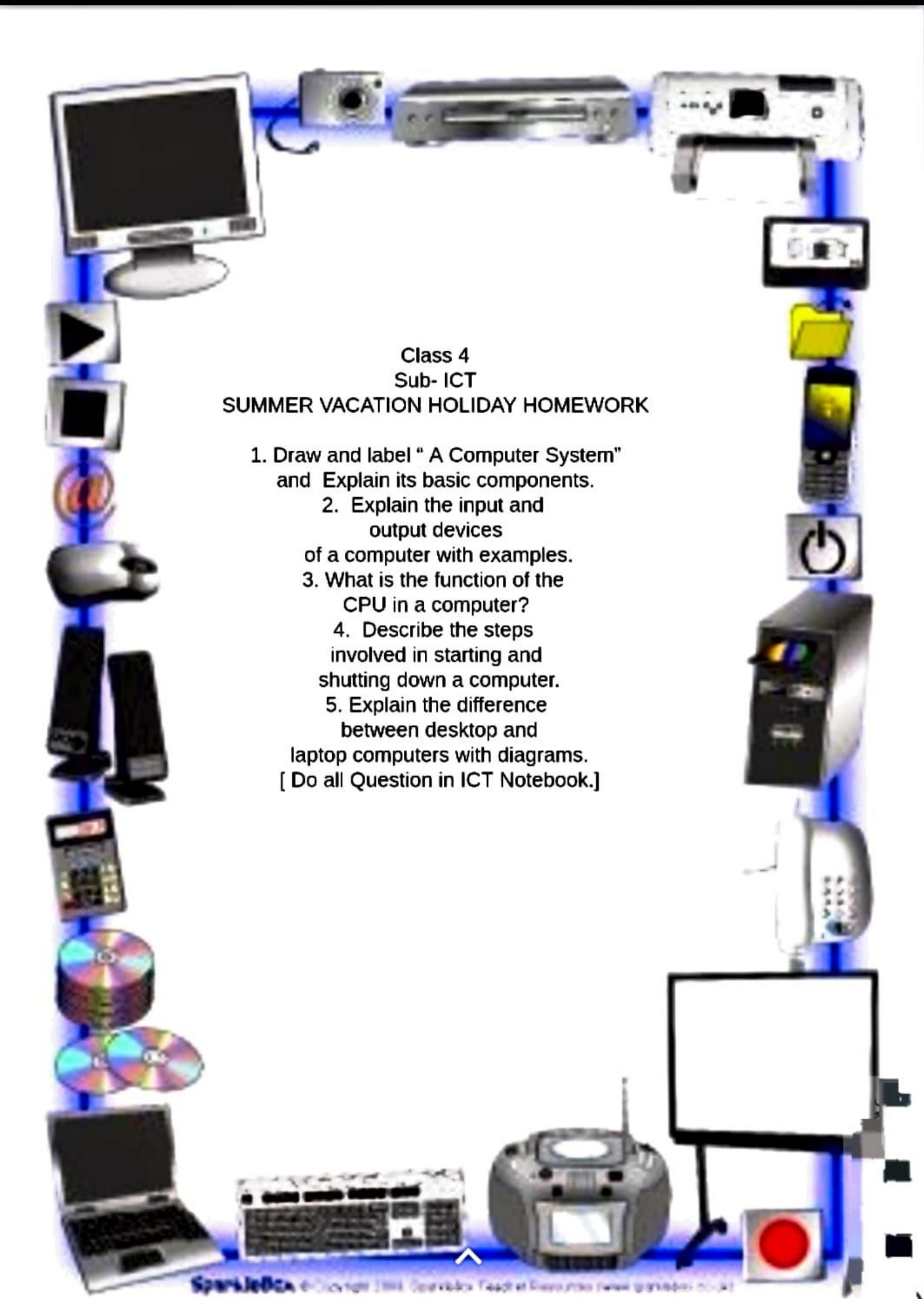
different types of

teeth using groundnut

seeds/ beads etc.

Q.8 Learn only Q D and E

of chapter 1 and 2.



Class 4
Sub- ICT
SUMMER VACATION HOLIDAY HOMEWORK

1. Draw and label "A Computer System" and Explain its basic components.
 2. Explain the input and output devices of a computer with examples.
 3. What is the function of the CPU in a computer?
 4. Describe the steps involved in starting and shutting down a computer.
 5. Explain the difference between desktop and laptop computers with diagrams.
- [Do all Question in ICT Notebook.]