

NIRJA SAHAY DAV PUBLIC SCHOOL, KANKE, RANCHI
FUNFILLED SUMMER VACATION
HOLIDAY HOMEWORK
SESSION 2023-24
CLASS II

NAME- SECTION -



As you do your homework, sing it along:
Lazy lazy summer days,
unwind slowly, sun ablaze,
sweetly scented air abounds,
LET'S HAVE SOME FUN AND JUMP AROUND!

Dear Parents,

Summer is back here with a splash, bringing with it the best time for you. Best time i.e holidays are nothing but play and play. But what about the hot summer afternoons?

They don't want to sleep but then what? We have assigned some assignments to help the children grow and learn through play while they remain indoors.

We, at school, always intend to put in our best efforts for the overall personality development of your children. This is done right from the beginning when these children are like clay in our hands. Like a potter works on his wheel to mould perfect objects, we try to mould them to make perfect individuals. But we can't achieve without your co-operation. Please try to spend quality time with them. We have some suggestions as to how you can keep your ward occupied during the summer break

MORAL EDUCATION

- ❖ Daily recite prayers in the morning and at bed time.

PHYSICAL DEVELOPMENT

Provide ample opportunities to your child and help him/her to learn in a playful Manner.

1. Take the child with you for morning/evening walk and help him/her observe the plants and trees around.
 2. Encourage him/her to run, jump and play on the swings in the park. Use this opportunity to teach not to push anybody, wait for the turn .
 3. Encourage children to play games like throw and catch the ball, cricket and any other outdoor game of their choice in the evening.
- **Be a Friend:** Play games with your child – like Ludo, Carromboard , and Scrabble.
 - **Develop motor skills:** Let your child indulge in activities like mashing potatoes, rolling chappaties, clay moulding, shelling out peas etc. These activities will help in making their motor skills strong
 - **Explore nature.** Take your child for a morning walk. Count trees, cars, stones, flowers, etc. while going for a walk.
 - **Tell a Story:** *Come Mum! Let's have Fun, tell me a story and thanks a ton!!* Narrate a short story to little ones like "Cindrella, The hare and the tortoise, Snow White , Panchtantra ki Kahaniya " etc .Ask the child to comprehend in his/her own words.
 - **Sharpen Memory:** Put a few things on a tray, show the tray to your child for a while then cover the tray and ask your child to name the objects which were on the tray. This activity will help in enhancing the memory of your child.
 - **Inculcate Habit of Responsibilities:** Even these little ones can be taught to do small jobs and develop a sense of responsibility. They can do activities like **Laying the table, Filling the water bottles, Dusting, Watering plants, Taking care of their pet, Cleaning their cupboard, Arranging their toys etc.**

EXPLORE YOUR CITY

Take your child on excursion to Railway Station, Zoo, etc. & encourage him/her to speak few sentences about the place he/she visits.

PLAYTIME

Play dough : Channelize the energy Of little ones through play dough. They can start by squashing, Patting & rolling..

Pairing & matching : Help your child to match things according to shape, size & colour. For eg Pairing his/her socks, any two buttons of same size, fork & knife etc.

Let the child copy the beats like tapping, banging & clapping.

SELF LEARNING

**Teach your child :
Tying the shoe laces
Zipping/unzipping the bag**

Learn to button & unbutton your shirt

How many rooms are there in your house i.e. living room, kitchen

Inculcate personal hygiene.

**Inculcate the habit of eating fruits
Encourage the child to watch
Discovery Or National Geographic
Channel for half an hour.**

LANGUAGE DEVELOPMENT

Different types of languages are spoken by people from different regions but the most important thing is that, any language, when spoken should be spoken correctly. The two common languages that our children should be able to speak fluently are Hindi and English. Since English is a universal language spoken and understood by people all over the world, we want our children also to be proficient in speaking it and for this we need your full support and cooperation. We would appreciate if you adhere to the following points.

Converse with your child in English. Let's encourage the children to use simple words, phrases and sentences like-

- May I come in ?
- May I drink water?
- I am feeling hungry.
- I am feeling thirsty.
- Mom, please give me something to eat.
- Please give me a glass of water.
- Please trim my nails.
- Please tell me a story.
- Can I watch T.V.?
- Can I go to the park?
- I am feeling sleepy.
- Use of magic words like excuse me, sorry, thank you , please , may I .

How to guard yourself ?


- **Remember full name or mobile number of your parents.**
- **try to remember your address.**
- **Never disclose this information to anyone except during emergency.**
- **Do not go out of the house without escort.**
- **If any strangers follows you try to protect yourself by screaming , shouting or running.**

- Never take eatable , gifts, money , from unknown person.
- Never take lift from strangers.
- Never go to friend's house or any where without informing your parents.
- Never sit in empty bus or any other empty transport alone.
- Do not take short- cut. Use only crowded and properly lit roads.
- If any strangers approaches for help , refuse because an adult should ask help from adult and not from children . But you might have to see its really an emergency , then you should help and scream for more help.

EVS

BODY-PARTS WORKSHEET


Let's name the body parts!



Forehead	Mouth	Ear	Arm	Eyebrow
Nose	Chest	Leg	Foot	Knee
Hand	Eye	Hair		

BODY PARTS

CUT OUT THE PARTS OF THE BODY AND PASTE ON THE CORRECT CIRCLE



Food We Eat

Circle the odd one out.

1.	apple	radish	banana
2.	mango	orange	potato
3.	onion	paneer	curd
4.	pasta	milk	noodles
5.	rice	wheat	rose

Identify the following food and write their names.

vegetables, milk, egg, fruits, butter, cheese



A. Tick (✓) the correct options :

1. We see with our _____

a. ears b. skin c. eyes

2. We have _____ sense organs.

a. three b. five c. four

3. We feel with our _____.

a. skin b. tongue c. nose

4. The upper most part of our body is the _____.

a. leg b. head c. chest

B. Write the correct number beside the boxes :

Our body has:

1. Nose

2. Tongue

3. Toes

4. Ankles

MATHS

Write down the missing numbers in the empty box.

		44	45	46	
--	--	----	----	----	--

58				62	63
----	--	--	--	----	----

		79	80	81	
--	--	----	----	----	--

	38	39	40		
--	----	----	----	--	--

	32	33			
--	----	----	--	--	--


33	34			37	
----	----	--	--	----	--

7		9		11	
---	--	---	--	----	--


	35		37	38	
--	----	--	----	----	--

Put in the number which comes before, between or after.

Before	Between	After
_____ 29	33 _____ 35	17 _____
_____ 18	5 _____ 7	30 _____
_____ 36	21 _____ 23	9 _____
_____ 7	12 _____ 14	25 _____
_____ 25	19 _____ 21	11 _____
_____ 31	37 _____ 39	39 _____
_____ 1	7 _____ 9	3 _____
_____ 23	26 _____ 28	29 _____



Number 1 to 4 from the biggest to the smallest.





Clouds Fun






Write from smallest to bigger number




28, 23, 30




19, 13, 16



6, 2, 0



Name: _____



I know my shapes

Color the pictures using the code. Count the shapes and fall objects.

	color brown yellow green blue red
	count _____ _____ _____ _____ _____

<p>square</p>	color orange yellow green blue red
	count _____ _____ _____ _____ _____

Comparing 3-digit numbers

545 ○ 534

882 ○ 828

344 ○ 423

674 ○ 676

656 ○ 562

644 ○ 624

599 ○ 595

737 ○ 735

582 ○ 833

287 ○ 287

945 ○ 954

763 ○ 763

535 ○ 553

870 ○ 807

882 ○ 828
























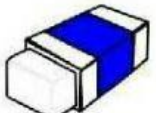
448 ○ 484

633 ○ 633

797 ○ 577

ENGLISH

a / an

- | | | | | | | | |
|----|---|-------|------------|----|--|-------|---------|
| 1 |  | | orange | 13 |  | | igloo |
| 2 |  | | apple | 14 |  | | giraffe |
| 3 |  | | umbrella | 15 |  | | banana |
| 4 |  | | rabbit | 16 |  | | uncle |
| 5 |  | | bus | 17 |  | | flower |
| 6 |  | | university | 18 |  | | ear |
| 7 |  | | desk | 19 |  | | bear |
| 8 |  | | elephant | 20 |  | | ring |
| 9 |  | | sheep | 21 |  | | arm |
| 10 |  | | lemon | 22 |  | | farmer |
| 11 |  | | egg | 23 |  | | eye |
| 12 |  | | uniform | 24 |  | | eraser |

Articles

Fill in the blanks using 'a' or 'an'



- ___ pen
- ___ red pen
- ___ orange pen

- ___ boy
- ___ naughty boy
- ___ intelligent boy



- ___ hen
- ___ big hen
- ___ fat hen

- ___ bag
- ___ heavy bag
- ___ big bag



- ___ man
- ___ old man
- ___ young man

- ___ book
- ___ excellent book
- ___ small book



- ___ umbrella
- ___ old umbrella
- ___ new umbrella

- ___ ice cream
- ___ sweet ice cream
- ___ chocolate ice cream



- ___ apple
- ___ red apple
- ___ juicy apple

- ___ box
- ___ empty box
- ___ full box



Circle the correct article that goes before each word.

A An The

Starfish



A An The

Books



A An The

Spider



A An The

Moon



A An The

Duck



A An The

Shoes



A An The

Pencil



A An The

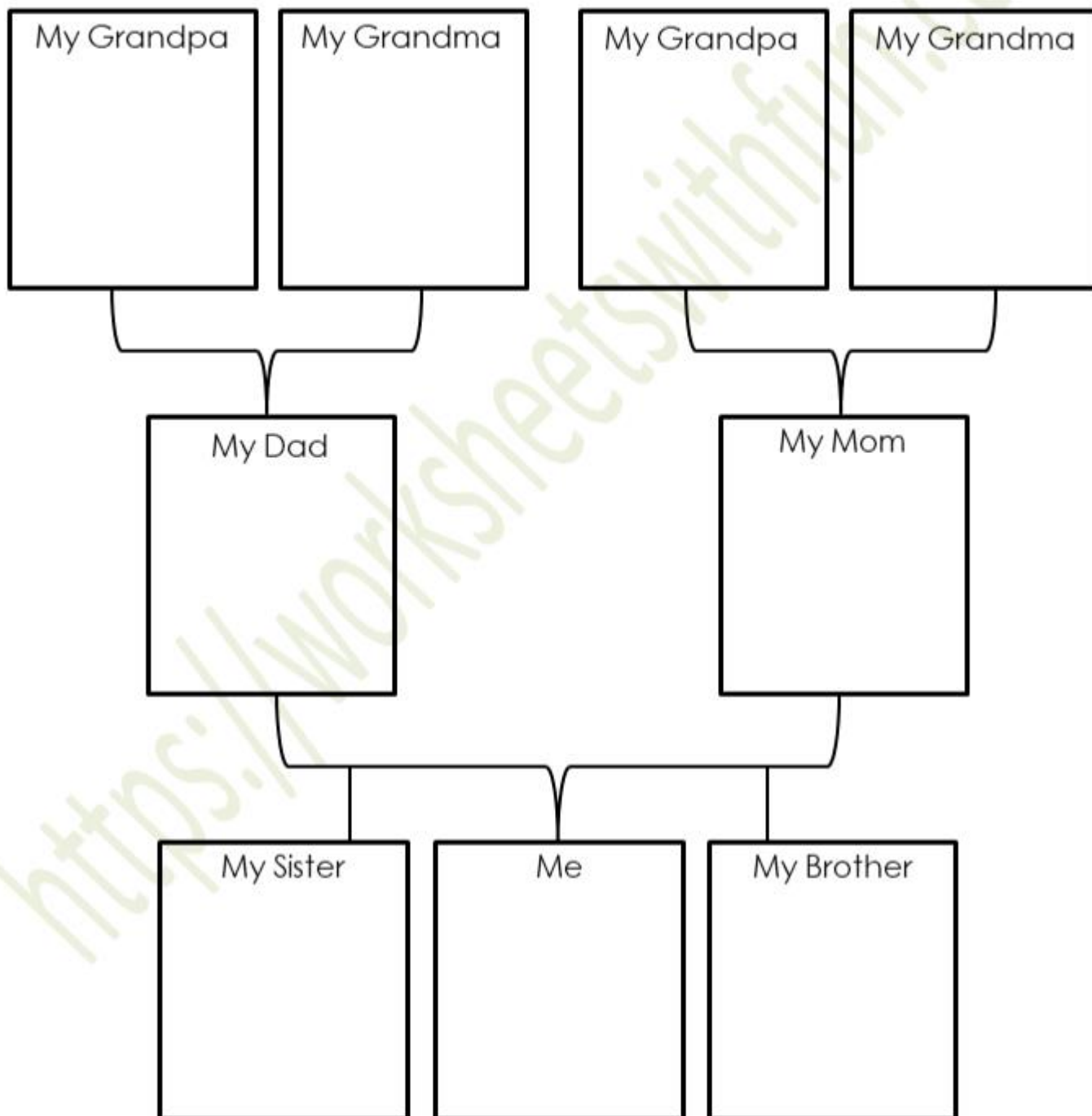
Egg



My Family Tree



Complete the family tree with photographs or hand-drawn pictures.



My Family

My name is _____

I'm _____ years old.

My mother's name is

_____.

My mother is a/an

_____.



My father's name is _____.

My father is a/an _____.


My grandmother's name is _____.

My grandfather's name is _____.

My sister's name is _____.

My sister is a/an _____.


Person, Place or Thing



	Person		Person
	Place		Place
	Thing		Thing
	Person		Person
	Place		Place
	Thing		Thing
	Person		Person
	Place		Place
	Thing		Thing
	Person		Person
	Place		Place
	Thing		Thing

COLOR THE NOUNS


A noun is a type of word. Nouns are people, places, things and animals. Read the nouns, then color the pictures.




TREE



ELEPHANT



APPLE



KING



HOUSE



Noun Sort

Person	Place	Thing

girl	dad	mall
book	shoe	mother
store	school	dog
chair	park	boy

HINDI

© copyright. Estudynotes.com

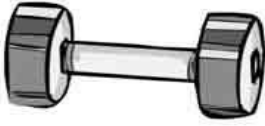
बिना मात्रा के शब्द
चित्रों को देखकर शब्द पूरा करें



क ल



बत



जन



म र



हद



पद



भ न

मात्रा

(अभ्यास पत्रिका)

- सही मात्रा वाला शब्द चुनकर खाली स्थान में रखिए।

	मीत्र	मित्र	_____
	पिता	पीता	_____
	गिनती	गिनति	_____
	दुध	दूध	_____
	फूल	फुल	_____
	केला	कैला	_____
	बैल	बेल	_____
	औखली	ओखली	_____
	ओरत	औरत	_____

संज्ञा

1) चित्रों को पहचान कर वाक्यों में संज्ञा शब्दों को छाँटकर भरिए-

आम	कौआ	चाय	जादूगर	चिड़िया	बंदर	राम
----	-----	-----	--------	---------	------	-----

1) माताजी बाज़ार से लाई।



2) पेड़ पर बैठा है।



3) छत पर काला रोटी खा रहा है।



4) दाना चुग रही है।



5) जादू दिखा रहा है।



6) गरम - गरम पी।



7) पार्क में खेल रहा है।



कूड़ेदान में रंग भरें



उचित संज्ञा शब्द चुनकर खाली जगह में लिखिए ।

गाड़ी

पक्षी

मिठाई

हरियाली

घड़ी

साड़ी

मोर

जंगल


पिटाई

दादी

- (1) पेड़ पर _____ चहचहा रहे हैं ।
- (2) पेड़ - पौधों से _____ छा जाती है ।
- (3) _____ के पंख बहुत सुंदर होते हैं ।
- (4) मेज़ पर _____ रखी है ।
- (5) मुझे _____ अच्छी लगती है ।
- (6) माँ ने आज लाल रंग की _____ पहनी है।

ग्रीष्म ऋतु में मिलने वाले
5 फलों के नाम लिखकर
चित्र चिपकाए।

FUN ACTIVITIES



- | | | | | | | | |
|---|---|---|---|---|--|---|---|
| 1 |  | 2 |  | 3 |  | 4 |  |
| 5 |  | 6 |  | 7 |  | 8 |  |

www.openbig-minds.com

Daily Life Activities

C	S	O	C	L	E	A	N	I	N	G	M	E	G
W	B	K	C	K	R	O	W	E	M	O	H	G	D
F	R	A	N	I	S	A	L	U	N	C	H	A	R
I	E	A	C	T	F	A	R	A	I	H	H	E	E
S	A	E	A	O	L	S	N	B	T	S	N	U	S
D	K	U	S	N	R	C	I	S	R	L	S	A	S
K	F	S	E	A	S	H	A	H	D	E	D	G	E
A	A	O	E	E	K	O	L	R	G	E	I	E	D
R	S	N	R	E	S	O	E	H	E	P	N	H	I
O	T	W	K	P	D	L	E	L	K	I	N	T	O
W	K	T	E	L	M	H	N	R	N	N	E	A	D
A	S	E	A	C	D	K	O	N	C	G	R	B	A
E	R	E	O	G	L	W	R	I	E	O	E	R	O
N	H	C	S	R	D	C	I	O	M	A	R	K	L

LUNCH
 DRESSED
 HOMEWORK
 CLEANING
 BATH
 WORK
 BREAKFAST
 SCHOOL
 DINNER
 SLEEPING

My favourite things!

